

## AcousticDesign™ Series AD-C8T-ZB

### KEY FEATURES

- Zero bezel design for the needs of modern applications
- Consistent tonal characteristics across the entire AcousticDesign Series for surface, ceiling, and pendant applications
- DMT (Directivity Matched Transition™) waveguide ensures smooth, uniform frequency response over the coverage area
- Snap-fit magnetic grille
- 3x double stepped, long travel dog-ear blind mount system
- Intrinsic Correction™ voicings available via the Q-SYS Platform including CX-Q amplifiers
- Blemish-free removable logo
- Removable conduit cover plate, also available as accessory for pre-install wiring
- UL1480 and UL2043 certified
- Available in white (RAL 9003), with black grille accessory sold separately.
- Complete EASE, CF2, CAD, & BIM information available online



### AcousticDesign™ Series AD-C8T-ZB

8" zero bezel ceiling mount loudspeaker

The Q-SYS AD-C8T-ZB is an 8-in, two-way full-range ceiling-mount loudspeaker with a coaxial compression driver that expands the Q-SYS portfolio to enable a broad range of high-fidelity applications across hospitality, entertainment and beyond. AcousticDesign Series loudspeakers are designed with consistent tonal characteristics, allowing you to design to the needs of each unique space. Additionally, these ceiling loudspeakers feature a bezel-less, blind-mount design to meet modern architectural needs.

#### THE RIGHT CHOICE FOR ANY SPACE

Design to the needs of any space with the comprehensive AD Series loudspeaker portfolio. Our large-format ceiling loudspeakers combine a bezel-less, blind-mount design to deliver modern aesthetics and premium sonic performance for any installation type.

#### MIX & MATCH INSTALLATION

AcousticDesign™ Series loudspeakers are specifically designed to maintain a consistent tonal characteristic across the entire family of ceiling, pendant and surface-mount form factors. This enables seamless audio transitions across zones to ensure an uninterrupted audio experience.

#### THE POWER OF Q-SYS

Deploying as part of the Q-SYS Platform provides access to Intrinsic Correction™ voicings that optimize performance and expedite the install process when deployed with Q-SYS network amplifiers.

## AD-C8T-ZB

<b>LF transducer</b>	8 in (203 mm), 2.0 in (50.8 mm) voice coil, ferrite
<b>HF transducer</b>	Coaxial compression driver, 1.5 in (38.1 mm) voice coil
<b>Enclosure configuration</b>	Two-way, ceiling loudspeaker, Bass Reflex
<b>System bandwidth<sup>1</sup></b>	-3 dB: 70 Hz - 20 kHz -6dB: 63 Hz-20 kHz -10 dB: 58 Hz-20 kHz
<b>Sensitivity<sup>2</sup></b>	92.5 dB @ 1 W/1 m
<b>Coverage</b>	90° conical DMT
<b>Maximum SPL (continuous)<sup>3</sup></b>	114 dB
<b>Maximum SPL (peak)<sup>4</sup></b>	126 dB
<b>Maximum SPL (calculated)<sup>5</sup></b>	121 dB
<b>Power rating<sup>6</sup></b>	Continuous power 200 W @ 8Ω, rated Power 400 W
<b>Bypass impedance</b>	8 Ω
<b>Minimum impedance</b>	6.8 Ω @ 291 hz
<b>Transformer taps (70v/100v)</b>	25 W, 50 W, 100 W, 200 W / 50 W, 100 W, 200 W
<b>Enclosure material</b>	ABS baffle on powder coated steel back-can
<b>Enclosure color</b>	Black back can, white grille (RAL 9010)
<b>Connectors</b>	4-pin 0.2 in (5 mm) Euroblock connector with parallel output
<b>Dimensions (H x W x D)</b>	13.5 x 13.5 x 13.75 in (342.9 x 342.9 x 349.25 mm)
<b>Cutout dimension</b>	Ø12 in (Ø305 mm)
<b>Shipping dimensions (H x W x D)</b>	19.5 x 17.5 x 32 in (495.3 x 444.5 x 812.8 mm), pair packed
<b>Weight</b>	23.7 lb (10.75 kg)
<b>Shipping weight</b>	69.5 lb (31.5 kg)
<b>Included accessories</b>	Tile rails & screws, tile rings, cardboard cutout templates, wire connector, white grille
<b>Optional accessories</b>	AD-MR8 (pre-install mud ring), AD-C305BG-BK black grille
<b>Ingress protection</b>	IP-44
<b>Safety agency</b>	UL 1480A, UL2043, NFPA 90A, NFPA70 suitable for use in air handling spaces. ROHS, CE compliant. Baffle meets UL94-V0 flammability rating; in accordance with IEC60849 / EN60849 systems.

IEC268 noise with Q-SYS amplifier limiters

1. Default voicing, No sub High Pass, Smoothed

2. 1 W/1 m, Averaged on 200-10 kHz (System), 200-2 kHz (LF) or 1k-10 kHz(HF)

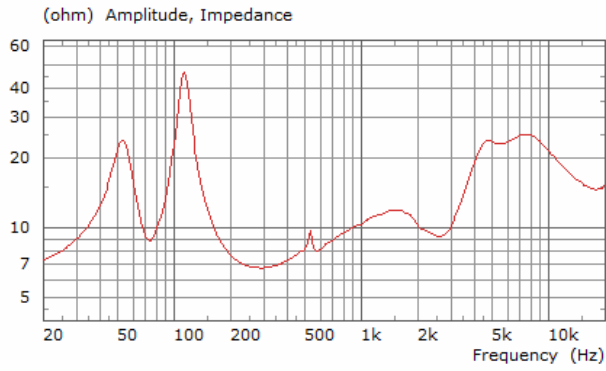
3. Used for simulation. Measured 1m on-axis in free space after 1mn. Pink noise 12 dB crest Factor into RMS protection, Z weight, RMS value

4. Same as Continuous SPL +12 dB CF

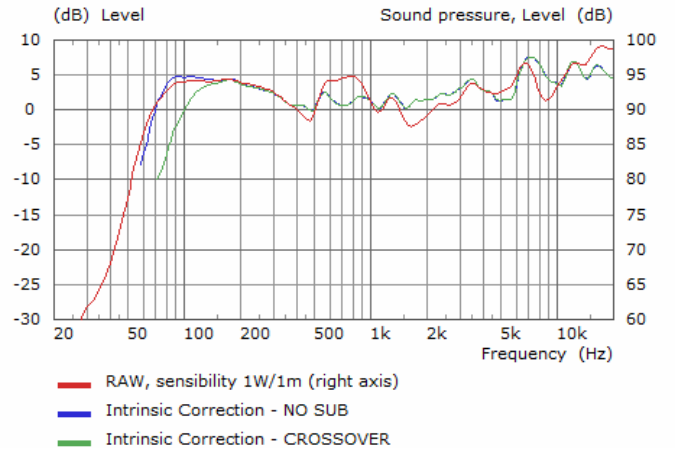
5. Provided for reference with former specs, Calculated from continuous noise power and sensitivity +6dB, default horn

6. Max voltage during 2 h without transducer permanent damage. Protection voltage may be lower.

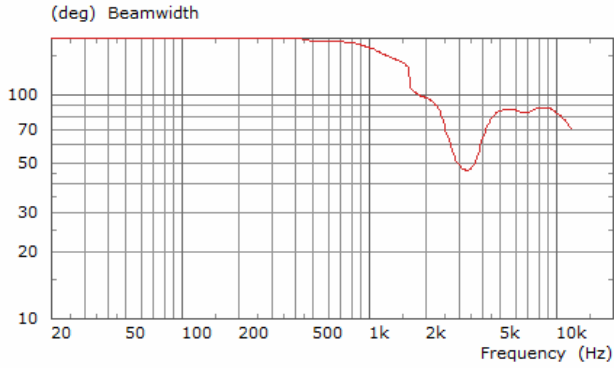
**Impedance:**



**Frequency Response:**



**Beamwidth:**



As part of Q-SYS's ongoing commitment to product development, specifications are subject to change without notice.

